

Windows & Pools

Unfortunately, there are no consistent swimming pool safety regulations applying across Australia. The National Construction Code NCC2013 specifies AS 1926.1-2012 and AS 1926.2-2007 as Acceptable Construction Manuals. However, there are separate State and Territory variations for NSW, QLD, NT and WA.

- NSW specify AS 1926-2007.
- QLD specify AS 1926-2007 with a number of variations.
- WA specify AS 1926-1993.
- NT specify a "Modified Australian Standard"

The main difference between the Standards is in the treatment of 'Child Resistant Openable Portion of Window'.

Child Resistant Openable Portion of Window

AS 1926-2012 (VIC, SA, TAS)

Where a window opens directly into the pool area and the height from the sill of the lowest opening panel of the window to the finished ground level in the pool area is less than 1800 mm, the openable portion of the window shall comply with one of the following:

- a) Be totally covered by bars or a metal screen, that are fixed to the building with fasteners that can only be removed by the use of a tool. The opening between bars and the horizontal dimension of openings in a metal screen shall not be greater than 100 mm.
- b) Be fixed to the building with fasteners that can only be removed by the use of a tool so that it will remain closed or will open to a maximum of 100 mm.

AS 1926-2007 (NSW, QLD, WA)

Where the height (h_1) from the sill of the lowest opening panel of the window to the pool area is less than 1800mm (see Figure 1), the openable portion of window shall comply with one of the following requirements:

- a) Where the height (h_2) from the sill of the lowest opening panel of a window to the pool area is not greater than 900mm, then either one of the following shall apply:
 - (i) The openable portion of the window shall be totally covered by bars or a mesh screen that complies with the test for strength and rigidity of fence openings and the

strength test for fence component of Clauses 3.1 and 3.3 of this standard. The bars or mesh screens shall be fixed to the building with fasteners that can only be removed by the use of a tool, such as, a screwdriver or spanner.

or

- (ii) Windows shall be fixed to the building with fasteners that can only be removed by the use of a tool, e.g., a screwdriver or spanner, and will only open to a maximum of 100mm and comply with the test for strength and rigidity of fencing openings of Clause 3.1 of this standard

NOTE: Covering a window with bars or a mesh screen limits egress from the building in an emergency, and rescuers from entering the building.

- b) Where a height (h_2) from the sill of the lower opening panel of a window to the floor is greater than 900mm and less than 1200mm, then the openable portion of the window shall comply with (a) above or shall be fitted with a securely fixed flyscreen. The flyscreen shall be fixed to the window or building with fasteners that can only be removed by the use of a tool, e.g. a screwdriver or spanner.

- c) A window not complying with (a) or (b) shall be located at such a height (h_2) that the distance from the floor to the sill of the lowest opening panel is 1200mm or greater.

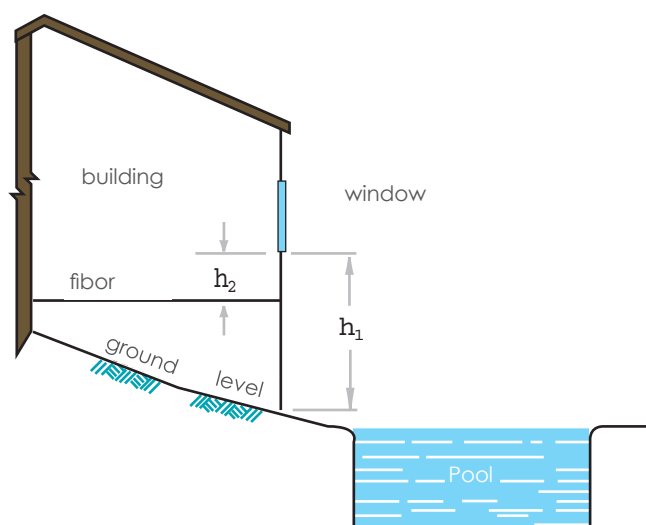
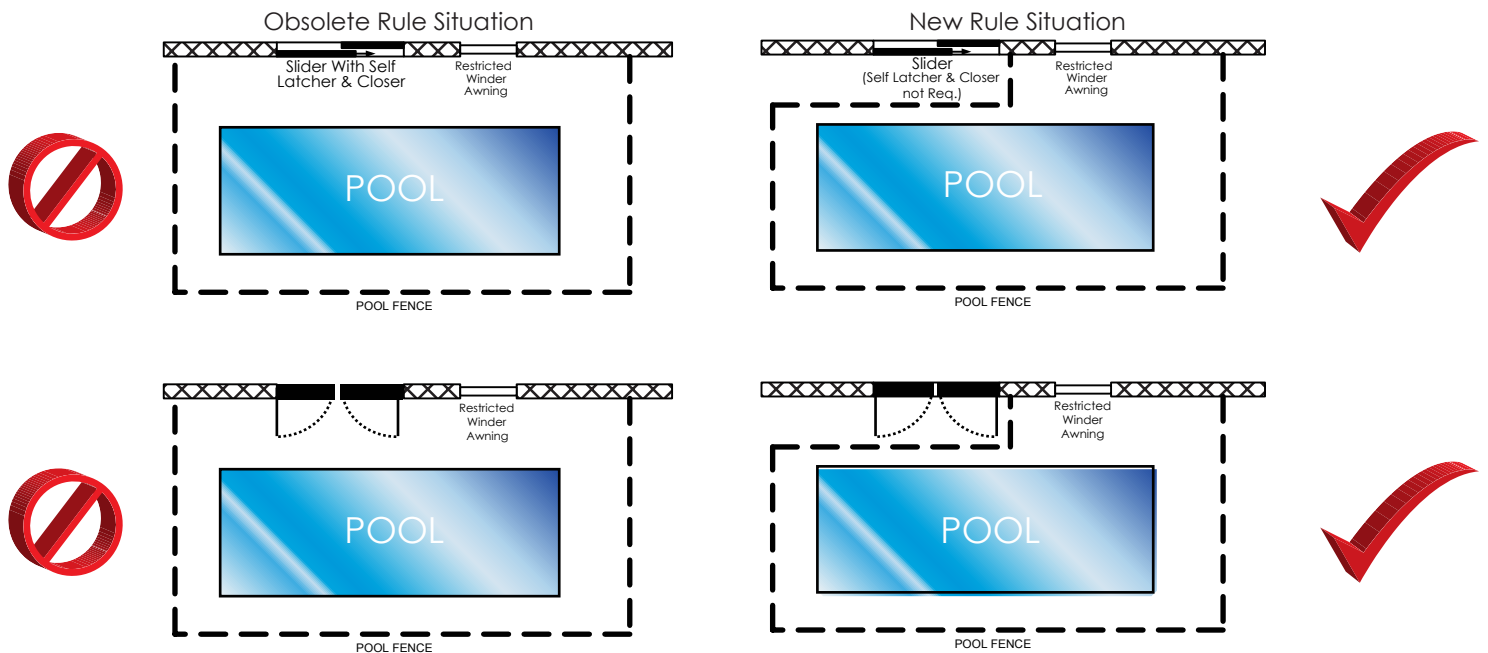


FIGURE 1 HEIGHT LIMITATION ON CHILD RESISTANT WINDOWS

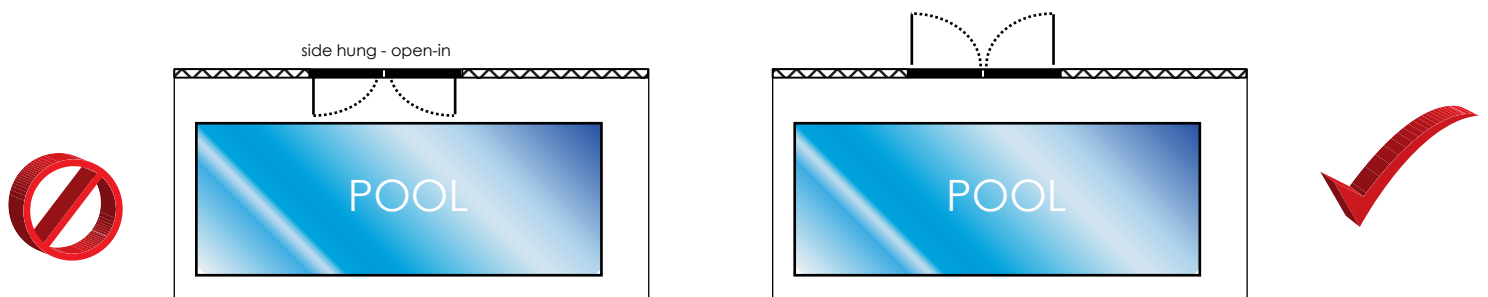
Windows & Pools

Pool Access

The various State and Territory variations are consistent in the treatment of access to the pool. In short, no door set of any type can be utilised as part of the swimming pool safety barrier.



Side hung doors in an indoor swimming pool safety barrier must be hung so that when opening, they only swing outwards, away from the pool area. This means in all indoor pool situations doors leading into the area must swing away from the pool area.



NB: State and local building authority variation may occur
Indoor swimming pools and spas must have self-closing, self-latching doors that swing away from the pool area.

Key Message

Windows & Pools

Balconies

A balcony shall include a balustrade that complies with the requirements for a barrier in this Standard, where (a) the balcony projects into the pool area, and where the distance (h_3) from the floor of the balcony to the finished ground level of the pool area is less than 1800mm, measured vertically below the perimeter balcony (see Figure 2.(a)); or

(b) any part of the perimeter of the balcony floor is within 900mm of the top of the barrier (see Figure 2(b)).

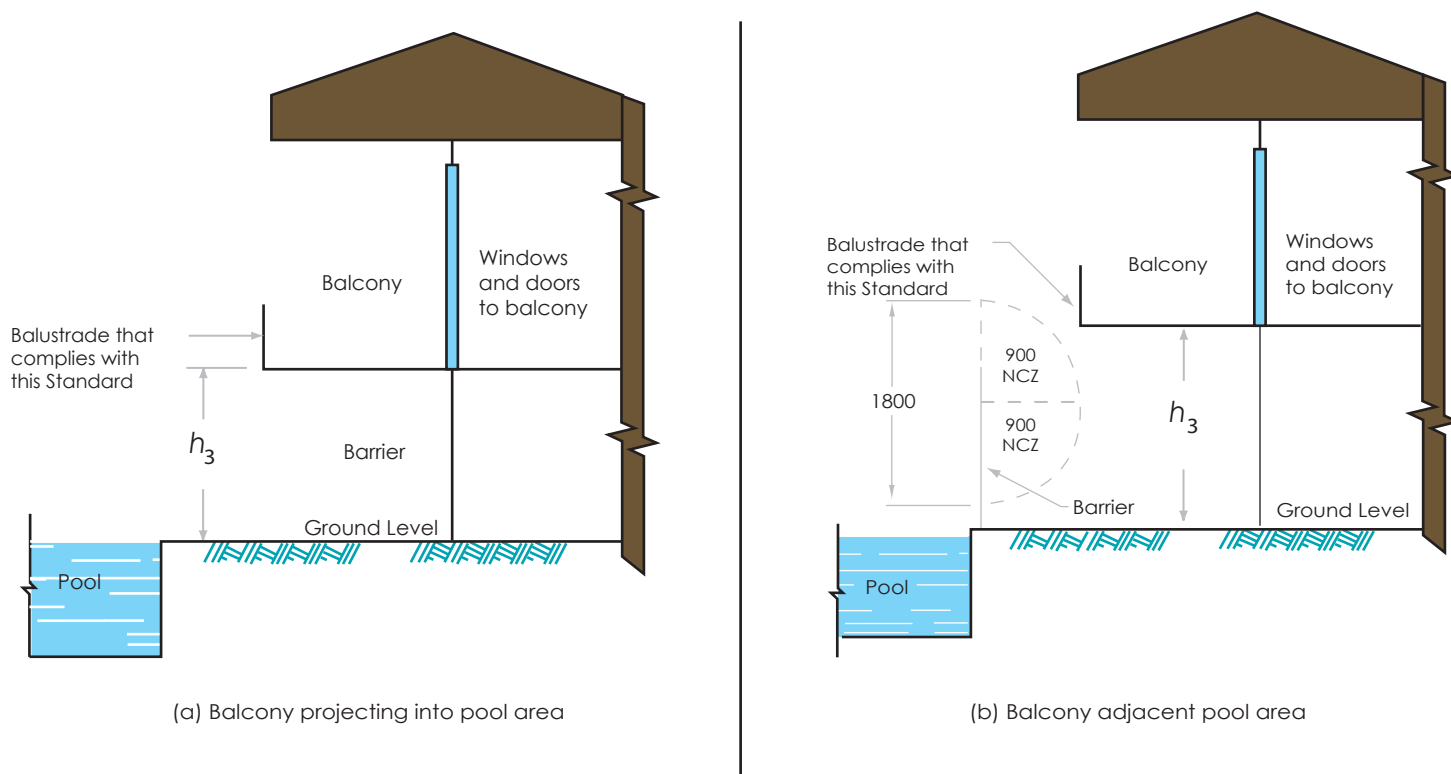


FIGURE 2 BALCONY AT POOL AREAS

DIMENSIONS IN MILLIMETRES

Document No. 200903-01

© 2009 Issued 03/2009

For further information contact the AWA office

Tel 02 9498 2768

Email info@awa.org.au

DISCLAIMER:

This key message has been developed to provide general guidance, awareness and education to AWA members only. It should not be viewed as a definitive guide and should be read in conjunction with the full Standard AS1926 (visit www.siaglobal.com.au). While every effort has been made to ensure the information is accurate the AWA expressly disclaims all and any liability to any person for anything done in reliance on this publication. No responsibility is accepted by the AWA for any mistakes, errors or omissions in this publication.