


# Glass Processing



the power  
to shape your  
environment is at  
your fingertips



# Think outside the square - anything is possible

Imagine the possibilities

Grind and polish any shape

Cut any design

All styles of edgework

Computer Aided Design

Exacting Tolerances

Walshs Glass uses a range of machinery that enables the accurate manipulation and control of drilling, profile cutting, engraving, routing, rebating and multifunction edgework. From table tops of any shape, to unique bathroom fittings through to specialised shop fitouts and reception desks, the only limit is your imagination.

Walshs unique Master Edge technology shapes and designs glass using a CAD system which eliminates issues with templating and guarantees accurate replication and 'true' shapes cutting. You are able to digitise profiles from templates and scan design drawings.


## Real Cutting Edge Technology



### Belt Wipe

2 mm - 19 mm

This edge is produced by wet or dry belt leaving a white arised edge. Typical edgework for toughened glass.



### Bav Edge

3 mm - 19 mm


Leaves a diamond smooth unpolished finish to the edge and polished arris. Normal finish for silicone butt glazing.



### Flat Polish

3 mm - 19 mm

Produces a fine polish to the edge and arrises.



## Master Edge Solutions



### Mitres

6 mm - 19 mm

Flat ground and polished mitres of 22.5° and 45° possible.



### Polished Pencil Edge

6 mm, 10 mm and 12 mm only

Manufactured on Master Edge Machine.



### O.G. Edge

10 mm, 12 mm, 15 mm & 19 mm only

Manufactured on MasterEdge Machine



### Triple Edge

12 mm, 15 mm & 19 mm only

Manufactured on MasterEdge Machine

**Bevels** Can be produced as straight line or shaped. 3 mm - up to 15 mm bevel; 4 mm - up to 25 mm bevel; 5 mm - up to 35 mm bevel; 6 mm and upwards - up to 50 mm bevel. (8 mm and upwards - require edge treatment before bevel can be done, being only Bav or flat polish). 3 mm to 6 mm can have a pencil edge or clean cut. Must specify at time of order. NB: There are tolerances for some processes. Please call Walshs Glass with any enquiries you may have.



Telephone: +61 8 9366 6666 Facsimile: +61 8 9455 2640

198 Bannister Road Canning Vale WA

PO Box 1022 Canning Vale Western Australia 6155

enquiries@walshsglass.com.au [www.walshsglass.com.au](http://www.walshsglass.com.au)

*Disclaimer: Glass may appear different in photographs.*