


Decorative Glass




Satinlite




Faro




Desert sand



Flemish



Bamboo




Cathedral



Orchid



Spotswood




Delta-sandblast




Strata

softly and
subtly offer an
obscure view
to the world



Showertex



Roughcast



Gothic



Grey Cathedral



Artic

Simple, subtle ways to add decorative finishes



Delta

Walshs Decorative Glass

With a delightful range of looks, Walshs Decorative Glass can be used in a variety of ways in your home. Perfect for partitioning, showerscreens, doors and sidelights it will attract attention and invite comment.

For the more adventurous, decorative glass can be used in ways to make features out of everyday items. Consider it for a table top, for shelving, to create stylish balustrading or as part of leadlight features.

Available in a range of thicknesses from 3mm to 8mm (varies depending on pattern selected). Glass that is 4mm or more in thickness can be toughened.



Gluechip

Walshs Frost Glass

With European trends leading the way towards minimalist, pure forms, the satin, translucent look of Walshs Frost Glass allows you to stay at the forefront of innovation in this area.

This float glass has been treated on one side with a high quality acid to achieve the satin finish. The process used ensures consistency in look. Perfect for internal use in kitchens, bathrooms and offices, or externally for facades, balconies and doors you are limited only by your imagination. Unlike sand blasted glasses, Walshs Frost Glass is less susceptible to staining and can be supplied toughened, laminated or assembled into double glazed units. It is available in 4, 6, 10 and 12mm thicknesses.



Seadrift



Desert sand



Release your creativity

Walshs EcoForm glass enables your imagination to run wild.

Select from our thirteen existing patterns or have a unique pattern created for a specific project.

Ask for our EcoForm brochure for more information.

Frost Glass Specifications

Safety

Toughened glass available
The acid-etched side must face the exterior of the laminated assembly.

Shaping and finishing edges

Bevelling; brilliant cut; grinding; drilling; serrations

Heat resistance

Identical to base glass (float).

UV resistance

May be exposed to sun and artificial light.

Outdoor use

May be used outdoors.



Telephone: +61 8 9366 6666 Facsimile: +61 8 9455 2640
198 Bannister Road Canning Vale Western Australia
PO Box 1022 Canning Vale Western Australia 6155
enquiries@walshsglass.com.au www.walshsglass.com.au

Disclaimer: Glass may appear different in photographs.